

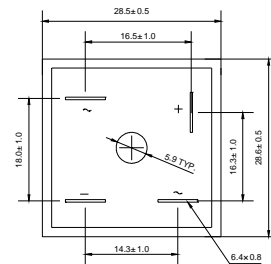
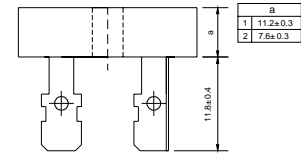


VOLTAGE RANGE: 1200 V
CURRENT: 15.0 A

KBPC

Features

- ◇ Rating to 1200V PRV
- ◇ Surge overload rating to 180 Amperes peak
- ◇ Ideal for printed circuit board
- ◇ Reliable low cost construction utilizing molded plastic technique results in inexpensive product
- ◇ Lead solderable per MIL-STD-202 method 208



Dimensions in millimeters

MAXIMUM RATINGS AND ELECTRICAL CHARACTERISTICS

Ratings at 25°C ambient temperature unless otherwise specified.

Single phase, half wave, 60 Hz, resistive or inductive load. For capacitive load, derate by 20%.

		KBPC1512	UNITS
Maximum recurrent peak reverse voltage	V_{RRM}	1200	V
Maximum RMS voltage	V_{RMS}	840	V
Maximum DC blocking voltage	V_{DC}	1200	V
Maximum average forward Output current @ $T_A=25^\circ\text{C}$	$I_{F(AV)}$	15.0	A
Peak forward surge current 8.3ms single half-sine-wave superimposed on rated load	I_{FSM}	300.0	A
I^2t Rating for fusing @ $T_j=25^\circ\text{C}$	I^2t	162	A^2S
Maximum instantaneous forward voltage @ 7.5 A	V_F	1.1	V
Maximum reverse current @ $T_A=25^\circ\text{C}$ at rated DC blocking voltage @ $T_A=100^\circ\text{C}$	I_R	5.0 3.0	μA mA
Typical thermal resistance per leg	$R_{\theta JC}$	1.6	$^\circ\text{C/W}$
Operating junction temperature range	T_J	- 55 ---- + 150	$^\circ\text{C}$
Storage temperature range	T_{STG}	- 55 ---- + 150	$^\circ\text{C}$

Ratings AND Characteristic Curves

FIG.1 – PEAK FORWARD SURGE CURRENT

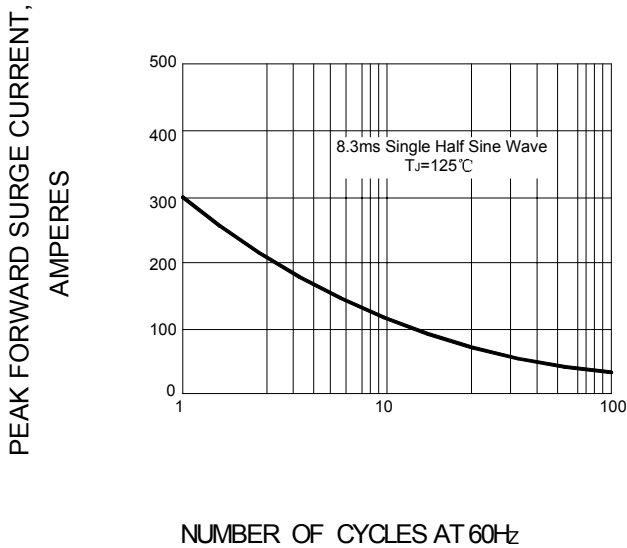


FIG.2 – FORWARD DERATING CURVE

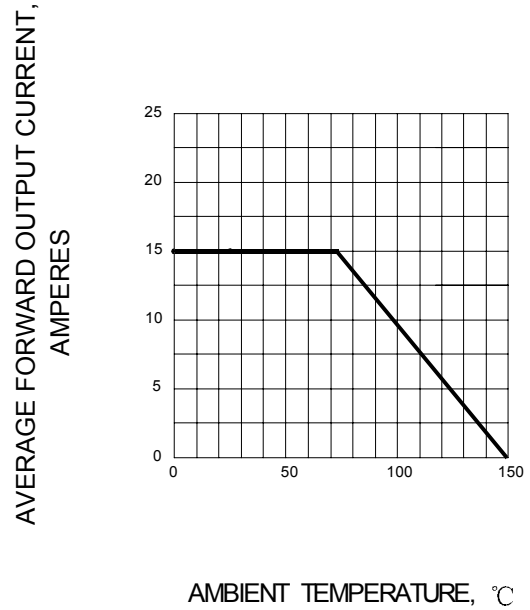


FIG.3 – TYPICAL FORWARD CHARACTERISTIC

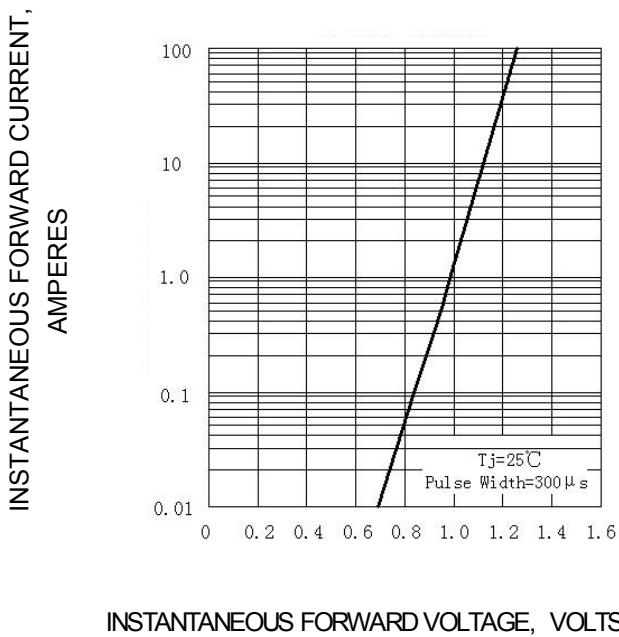


FIG.4 – TYPICAL REVERSE CHARACTERISTIC

