



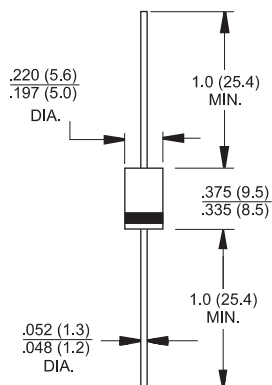
Features

- ✧ High efficiency, Low VF
- ✧ High current capability
- ✧ High reliability
- ✧ High surge current capability
- ✧ Low power loss

Mechanical Data

- ✧ Cases: Molded plastic
- ✧ Epoxy: UL 94V-0 rate flame retardant
- ✧ Polarity: Color band denotes cathode
- ✧ High temperature soldering guaranteed:
260°C/10 seconds/.375", (9.5mm) lead
lengths at 5 lbs., (2.3kg) tension
- ✧ Weight: 1.2 grams

DO-201AD



Dimensions in inches and (millimeters)

Maximum Ratings and Electrical Characteristics

Rating at 25 °C ambient temperature unless otherwise specified.

Single phase, half wave, 60 Hz, resistive or inductive load.

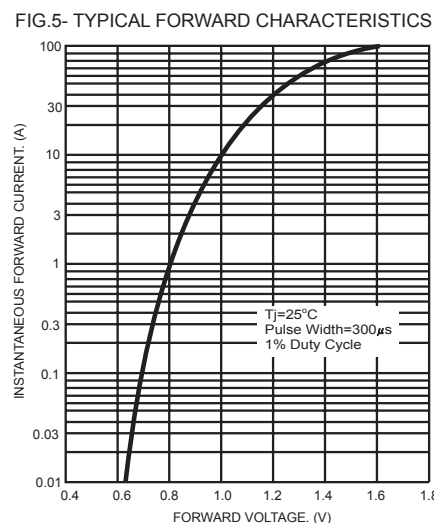
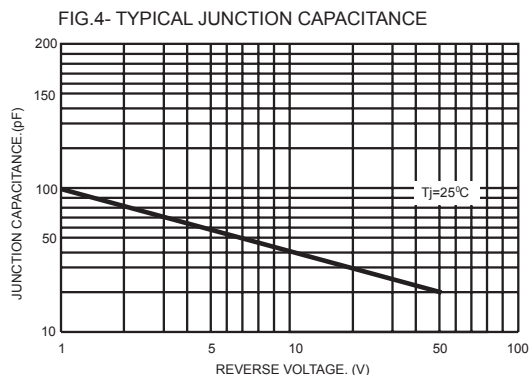
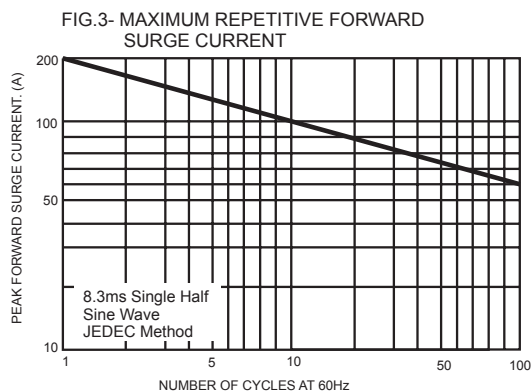
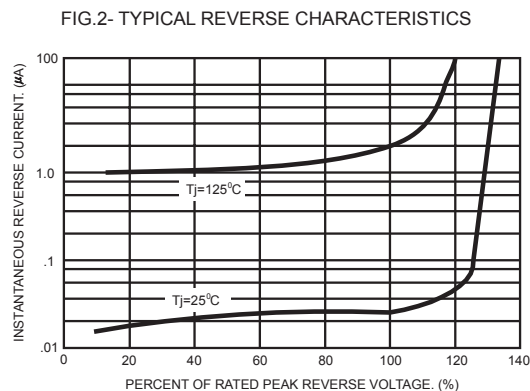
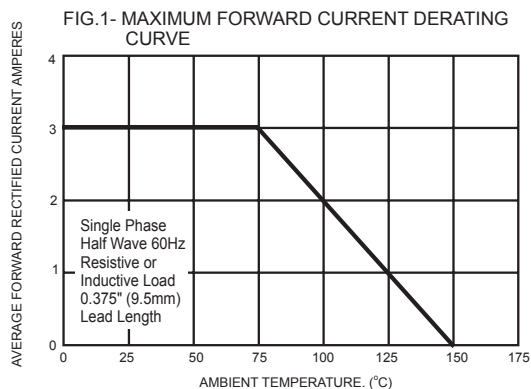
For capacitive load, derate current by 20%

Type Number	Symbol	1N 5400	1N 5401	1N 5402	1N 5404	1N 5406	1N 5407	1N 5408	Units
Maximum Recurrent Peak Reverse Voltage	V_{RRM}	50	100	200	400	600	800	1000	V
Maximum RMS Voltage	V_{RMS}	35	70	140	280	420	560	700	V
Maximum DC Blocking Voltage	V_{DC}	50	100	200	400	600	800	1000	V
Maximum Average Forward Rectified Current .375 (9.5mm) Lead Length @ $T_A = 75^\circ C$	$I_{(AV)}$	3.0							A
Peak Forward Surge Current, 8.3 ms Single Half Sine-wave Superimposed on Rated Load (JEDEC method)	I_{FSM}	200							A
Rating for Fusing ($t < 8.3ms$)	I^2t	93.375							A ² s
Maximum Instantaneous Forward Voltage @ 3.0A	V_F	1.0							V
Maximum DC Reverse Current @ $T_A = 25^\circ C$ at Rated DC Blocking Voltage @ $T_A = 125^\circ C$	I_R	5.0 100							uA uA
Maximum Full Load Reverse Current, Full Cycle Average .375"(9.5mm) Lead Length @ $T_L = 75^\circ C$	HT_{IR}	30							uA
Typical Junction Capacitance (Note 1)	C_j	50							pF
Typical Thermal Resistance (Note 2)	$R_{\theta JA}$	40							°C/W
Operating Temperature Range	T_J	-65 to +150							°C
Storage Temperature Range	T_{STG}	-65 to +150							°C

Notes: 1. Measured at 1 MHz and Applied Reverse Voltage of 4.0 V D.C.

2. Mount on Cu-Pad Size 16mm x 16mm on P.C.B.

RATINGS AND CHARACTERISTIC CURVES (1N5400 THRU 1N5408)



PACKAGE	SPQ/PCS	CARTON SPQ/PCS	CARTON SIZE/CM	CARTON GW/KG	CARTON NW/KG
DO-27	1250/AMMO	12500	40X26.5X30	14.00	12.00