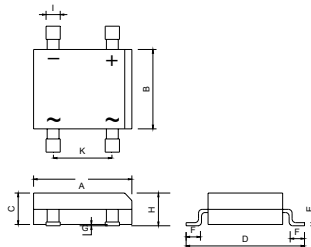


FEATURES

- Rating to 1000V PRVP
- Surge overload rating to 60 Amperes peak
- Ideal for printed circuit board
- Reliable low cost construction utilizing molded plastic technique results in inexpensive product
- Lead solderable per MIL-STD-202 method 208
- Glass passivated chip junctions
- Plastic material has UL flammability classification 94V-O



DB-S		
Dim	Min	Max
A	8.20	8.60
B	6.10	6.50
C	2.35	2.65
D	9.80	10.20
E	0.15	0.35
F	0.90	1.50
G	0.20MAX	
H	2.50	2.80
I	1.00	1.40
K	4.80	5.20

All Dimensions in mm

Maximum Ratings (@TA = 25°C unless otherwise specified)

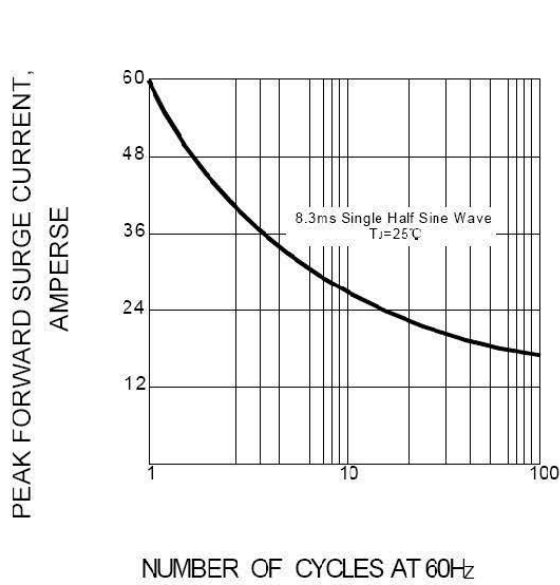
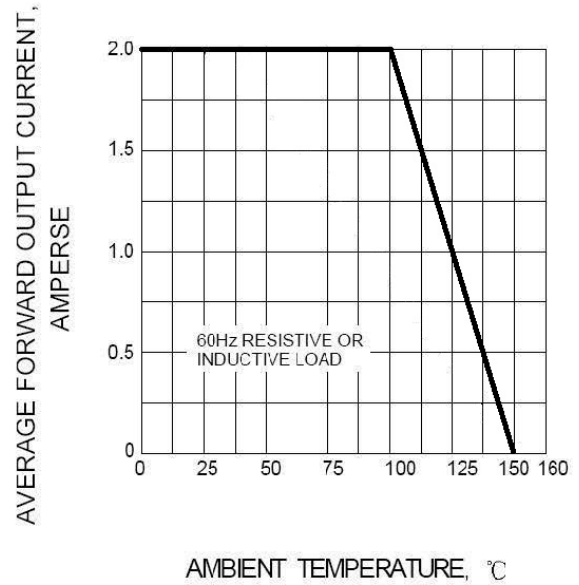
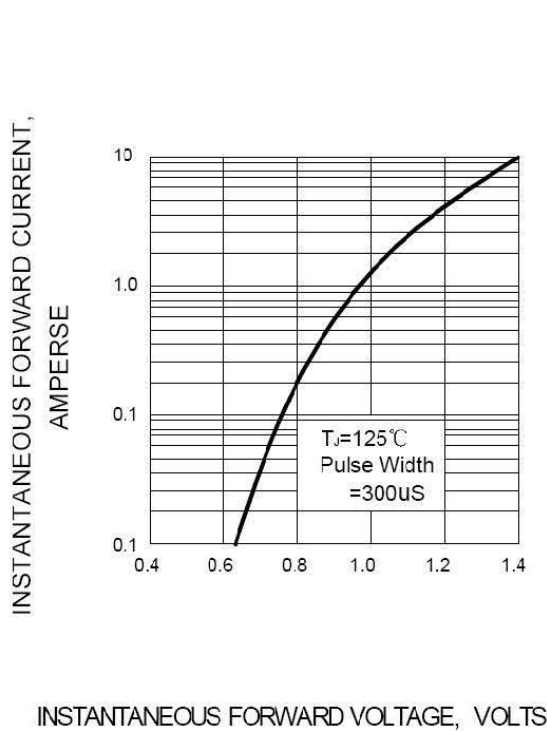
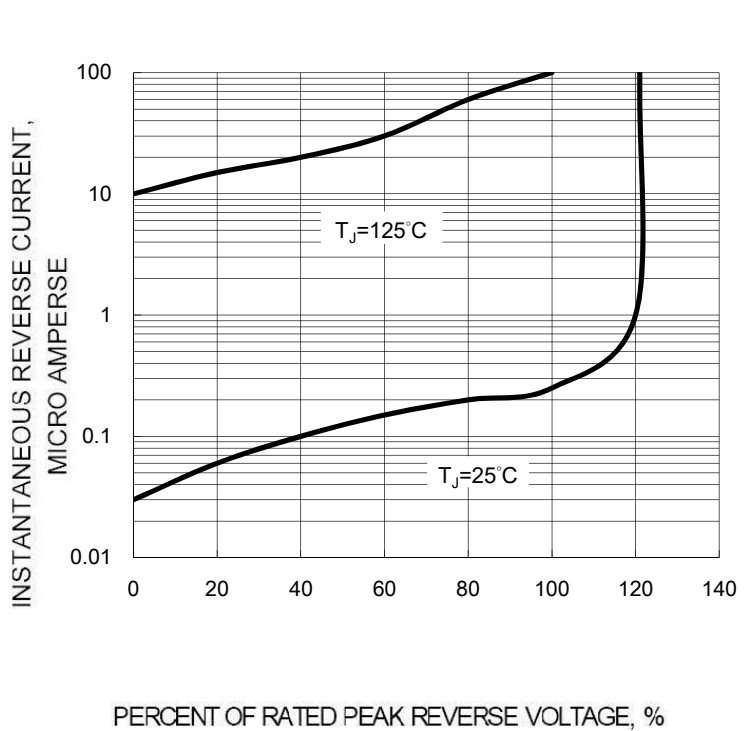
Characteristic	Symbol	DB201S	DB202S	DB203S	DB204S	DB205S	DB206S	DB207S	UNITS
Peak Repetitive Reverse Voltage	V_{RRM}	50	100	200	400	600	800	1000	V
RMS Reverse Voltage	V_{RMS}	35	75	140	280	420	560	700	V
DC Blocking Voltage	V_{DC}	50	100	200	400	600	800	1000	V
Maximum average forward Output current @TA=25°C	$I_{F(AV)}$	2.0							A
Peak forward surge current 8.3ms single half-sine-wave superimposed on rated load	I_{FSM}	60							A
I ² t Rating for fusing @Tj=25°C	I^2t	14.9							A ² S

Thermal Characteristics

Characteristic	Symbol	DB201S	DB202S	DB203S	DB204S	DB205S	DB206S	DB207S	UNITS
Typical thermal resistance per leg	$R_{\theta JA}$	70							°C/W
	$R_{\theta JC}$	31							
	$R_{\theta JL}$	29							
Operating junction temperature range	T_J	- 55 ---- + 150							°C
Storage temperature range	T_{STG}	- 55 ---- + 150							°C

Electrical Characteristics (@TA = 25°C unless otherwise specified)

Characteristic	Symbol	DB201S	DB202S	DB203S	DB204S	DB205S	DB206S	DB207S	UNITS
Maximum instantaneous forward voltage at 2.0 A	V_F	1.1							V
Maximum reverse current @TA=25°C at rated DC blocking voltage @TA=125°C	I_R	10							μ A
		100							

FIG.1 – PEAK FORWARD SURGE CURRENT

FIG.2 – FORWARD DERATING CURVE

FIG.3 – TYPICAL FORWARD CHARACTERISTIC

FIG.4 – TYPICAL REVERSE CHARACTERISTIC


Device	Package	SPQ/PCS
DB201S--DB207S	DB-S	1500/REEL